




Republic of the Philippines
DepED
Region 1
SCHOOLS DIVISION OFFICE
Dagupan City

Email Add.: deped.dagupan@deped.gov.ph / Telefax No. (075) 515-6009



Division Memorandum No. 02 s., 2018

To: Assistant Schools Division Superintendent
Chief ES, CID and SGOD
Education Program Supervisors
Public Schools District Supervisors
Public Elementary and Secondary School Heads
All Others Concerned

From: **LORNA G. BUGAYONG, Ph.D., CESO VI**
Schools Division Superintendent

Date: **January 3, 2018**

Subject: **Participation in the 2nd SEAMEO INNOTECH's MOOC
entitled 'Teach on: Keeping the Passion Alive'**


In response to the call of 21st Century Learning and Teaching, all passionate educators are encouraged to participate in the second free Massive Open Online Course (MOOC) hosted by SEAMEO INNOTECH in cooperation with the Chinese University of Hong Kong (CU-HK) tagged as '**Teach on: Keeping the Passion Alive**'. The MOOC aims to inspire, rekindle and build the capacity of teachers on passion for education.

Attached is a step-by-step procedure on how to create a Knowledge Education and Exchange Platform (KEEP) account and pre-register.

Please follow the link in order to create a KEEP account <http://www.keep.edu.hk/> and once enrolled submit your personal information at <http://deped.in/MOOCSEAMEOIndex> for indexing by the SGOD-HRTD Unit.

Immediate dissemination of this memorandum is desired.


LORNA G. BUGAYONG, Ph.D., CESO VI
Schools Division Superintendent



TEACH ON
KEEPING THE PASSION ALIVE

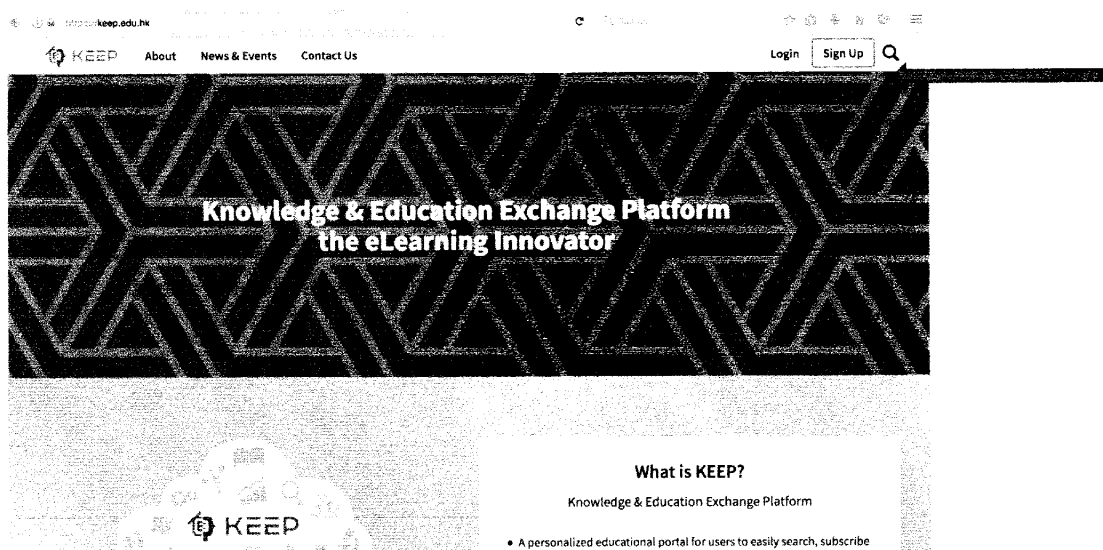
How to Enroll in the Course

Welcome to Teach On: Keeping the Passion Alive, a Massive Open Online Course (MOOC) that aims to inspire, rekindle and sustain teacher's passion for teaching. Enrollment is now open (as of December 8, 2017). Anyone can enroll, there is no screening process. No need to pre-register, **go straight to enrollment** by following the step-by-step guide below. The course is **free!**

The course, Teach On: Keeping the Passion Alive can be accessed through the KEEP (Knowledge and Education Exchange) Platform.

To enroll in the course you need to create an account in the KEEP platform and then enroll in the course. Here's a step by step guide. If you already have a KEEP account , you can go straight to Step No. 5.

1. Go to <http://www.keep.edu.hk>. Click "Sign Up" on the upper right hand corner of the page.



2. Fill out the form.

Sign Up - Create Your KEEP Account

Full Name
Please enter your real name.

Username
The username must be between 2 and 30 characters long, and contain only letters, numbers, hyphen(-), and underscore(_). It cannot contain spaces.

Email

Confirm Email

Password
The password must be at least 8 characters long and contain at least 1 uppercase letter, 1 lowercase letter, 1 digit and 1 special character (! ? . % + = ^ \$ & # - @). It cannot contain spaces.

Confirm Password

I agree to the Terms and Conditions

Sign Up

After filling out the form, you will see this notification.



Verify Your KEEP Account

In order to activate your KEEP account, we need to verify your email address. Check your email joselitojr.delacruz101@gmail.com for a verification email and follow the link to finish creating your KEEP account.

If your institution is linked with KEEP, take a minute to verify your account with your institution after activating your account.

3. Go to your email and check the email from KEEP. Click on the activation link provided within that email.

Go gle

Gmail

- COMPOSE
- Inbox (1)
- Starred
- Sent Mail
- Drafts
- More

Joselito Jr

Activate your KEEP Account

KEEP Team <no-reply@keep.edu.hk>

9:04 AM (3 minutes ago)

Hi Joselito Delacruz,


Thank you for registering your KEEP account. Please activate your account at <https://account.Keep.edu.hk/account/verify?type=activation&code=85b9a24b1e79e07dbc59de4ed8484215&login=joselitojr.delacruz101%40gmail.com>

If your institution is linked with KEEP, take a minute to verify your account with your institution after activating your account.

Thanks!

[Click here to Reply or Forward](#)

4. After clicking on the activation link, you will be led to this log in page. Log in using your email and the password you provided for KEEP.

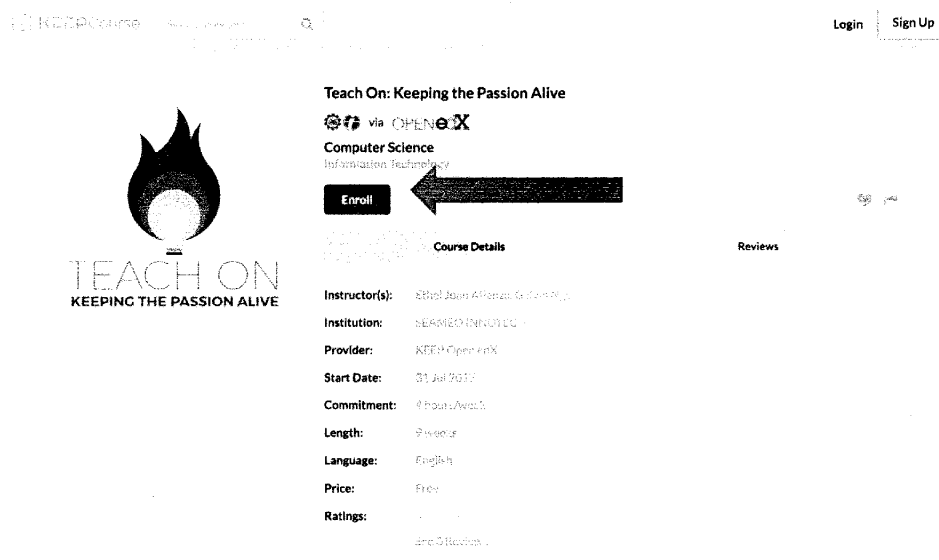


You will then be asked to fill in details for your account. Fill out the form.


5. To enroll in the course. Go to the **COURSE LINK:**
<https://course.keep.edu.hk/course/171323>

It is important that you get think link correctly.

6. Click the “Enroll” button



7. Log in using your keep account details.



You will have access to the course contents **beginning January 29, 2018**. In the meantime, this is what you will see when you log in before the course starts.

MY COURSES




Teach On: Keeping the Passion Alive

seameo-innotech - S1102
Starts - Jan 29, 2018

Since you are already enrolled, the next time you log in, simply go back to the course link: **<https://course.keep.edu.hk/course/171323>** and log in. You will see a "View Course" button once the course opens in January.


If you have any concerns, please feel free to contact the MOOC Project Team:

- by email mooc@seameo-innotech.org
- Facebook Page *teachoninnotechmooc*
- Call us at 9247681 to 84 local 195 and look for Joan



TEACH ON

KEEPING THE PASSION ALIVE




Enrollment is now open!

This course is FREE! Teach On is a Massive Open Online Course aimed to inspire, rekindle and sustain teachers' passion for teaching. Download the detailed guide on how to enroll at: <https://goo.gl/zTbkJf>. Take advantage of this opportunity to access a quality continuing professional development initiative.

Teach On starts January 29, 2018

 @teachoninnotechmaoc

 maoc@seameo-innotech.org